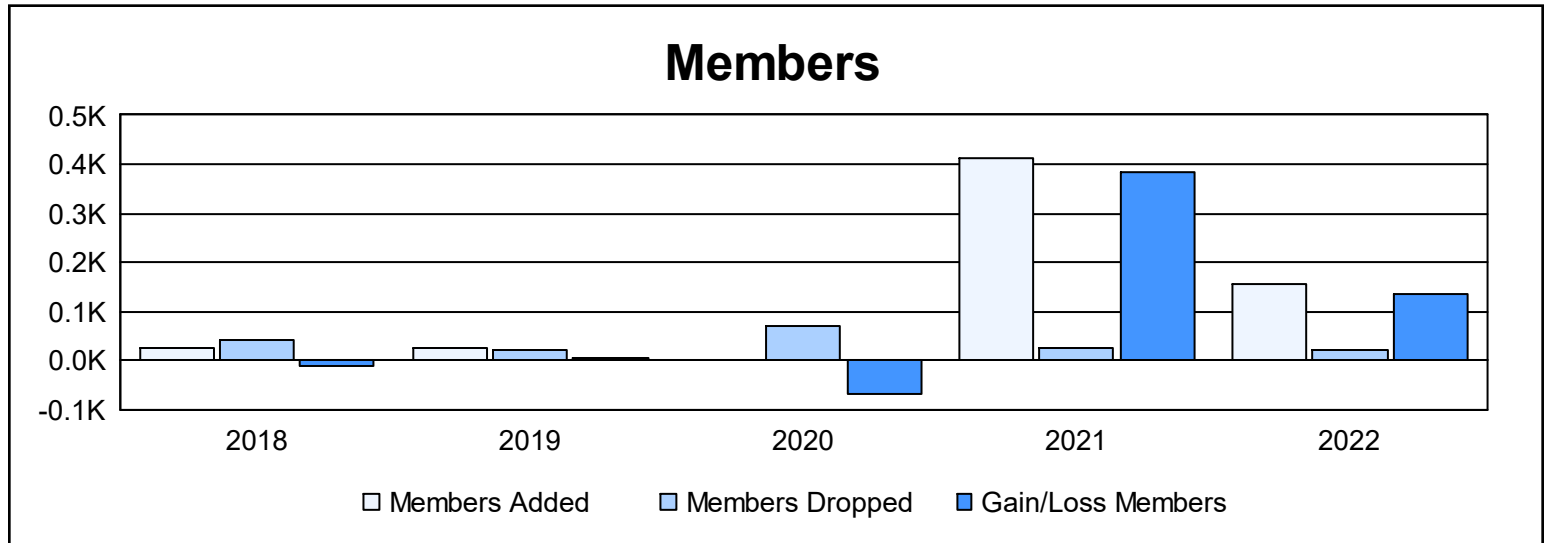
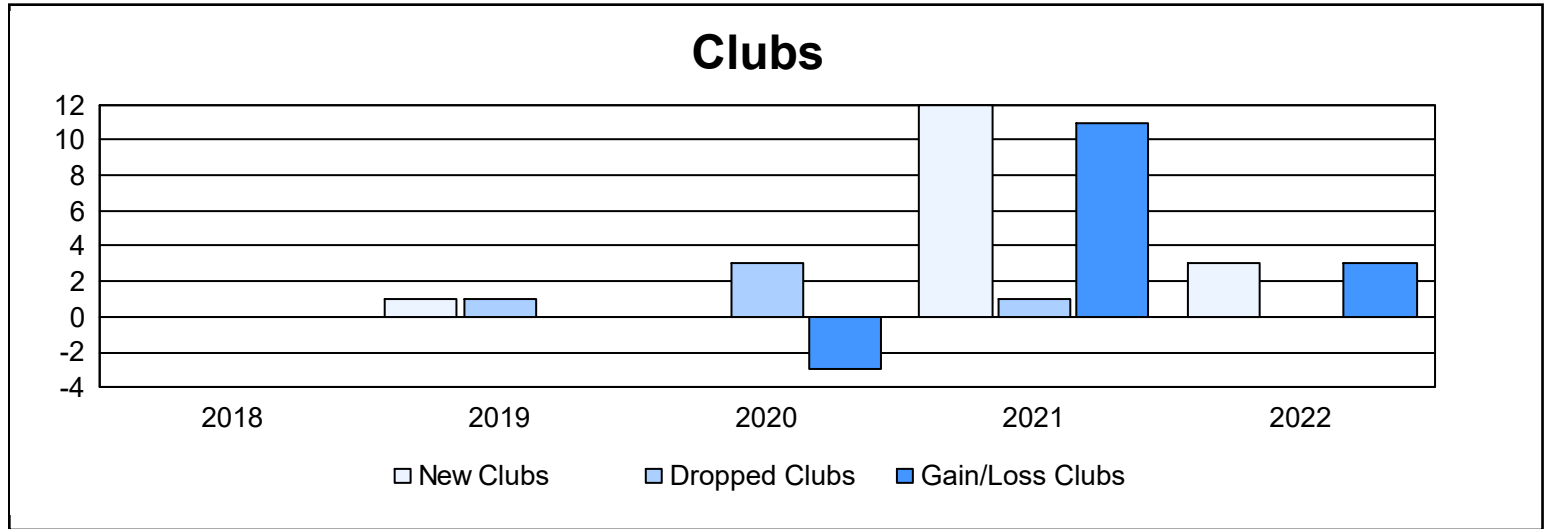
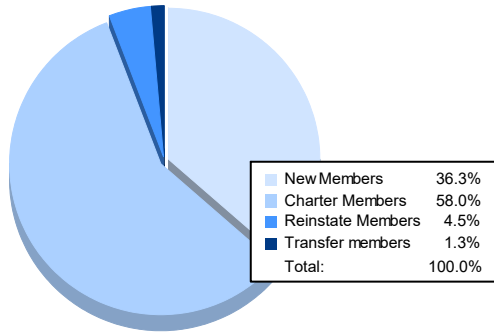


Year	New Clubs	Dropped Clubs	Gain/ Loss Clubs	New Members	Charter Members	Reinstate Members	Transfer Members	Total Member Added	Total Members Dropped	Gain/ Loss Members
2017-2018	0	0	0	3	22	2	0	27	40	-13
2018-2019	1	1	0	4	22	0	0	26	22	4
2019-2020	0	3	-3	0	0	0	0	0	70	-70
2020-2021	12	1	11	22	336	54	0	412	27	385
2021-2022	3	0	3	57	91	7	2	157	22	135
<b>Average</b>	<b>3</b>	<b>1</b>	<b>2</b>	<b>17</b>	<b>94</b>	<b>13</b>	<b>0</b>	<b>124</b>	<b>36</b>	<b>88</b>



### Membership Composition June 2022 Cumulative



### Gender Composition June 2022 Cumulative

